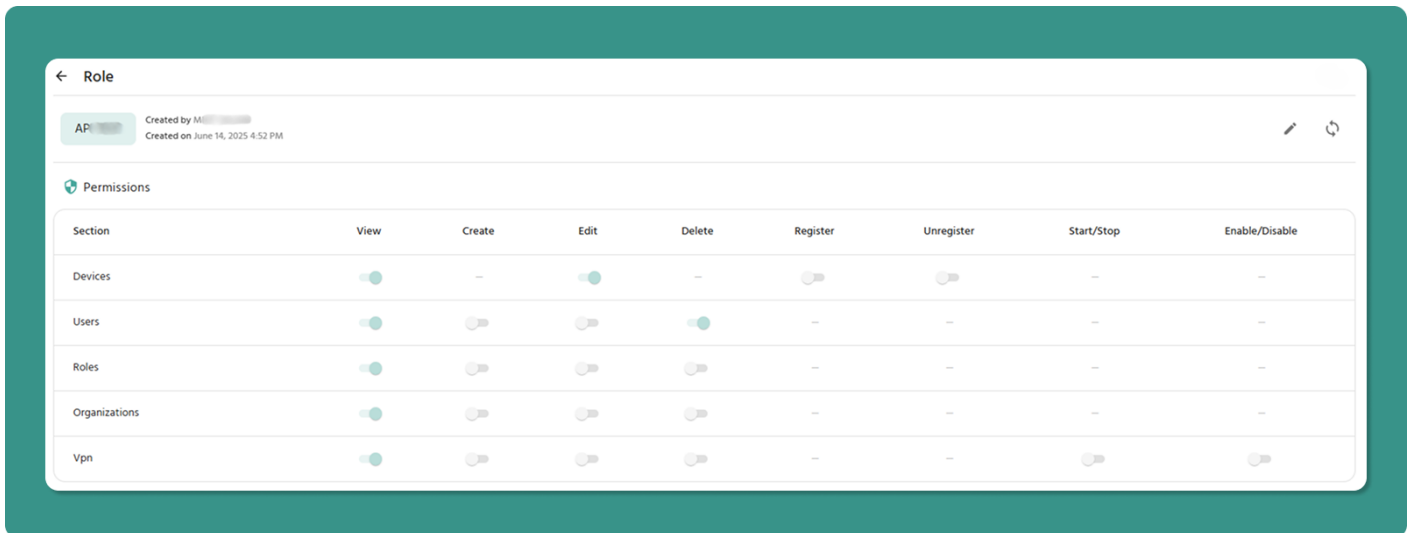


Understanding Role Permissions

Click any role name in the list to open the Role Detail Page.

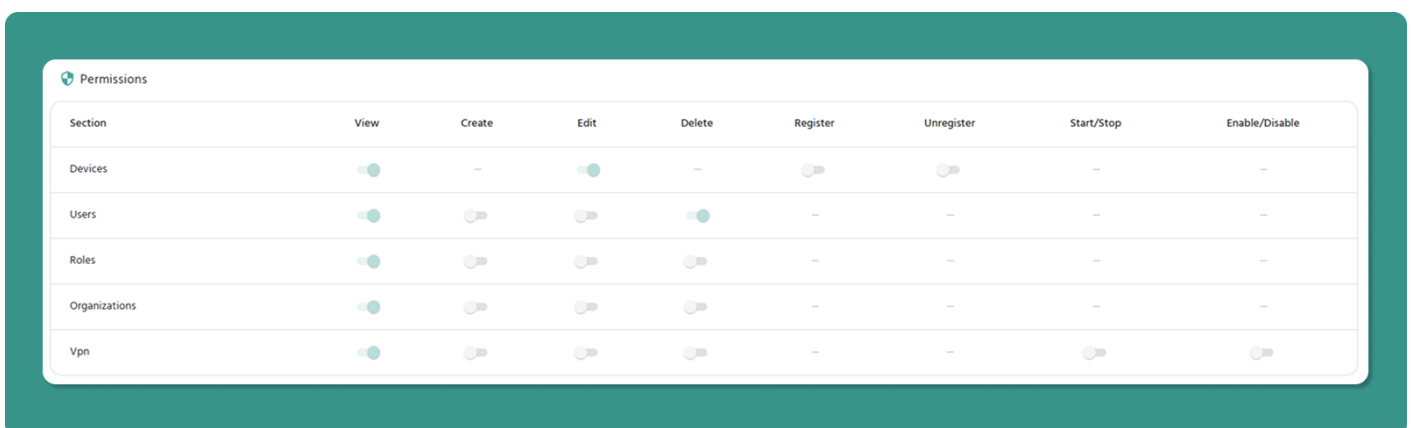


Role Detail Page Shows:

- Role name and metadata (Created By, Created On)
- Permissions table with all sections
- Edit button (✎) to modify role
- Refresh button (🔄) to update data

Permissions Table

Displays all permissions in table format with toggle switches.



Columns: Section | View | Create | Edit | Delete | Register | Unregister | Start/Stop | Enable/Disable

Toggle States:

- **ON (Teal/Green, right position)** - Permission granted
- **OFF (Gray, left position)** - Permission not granted

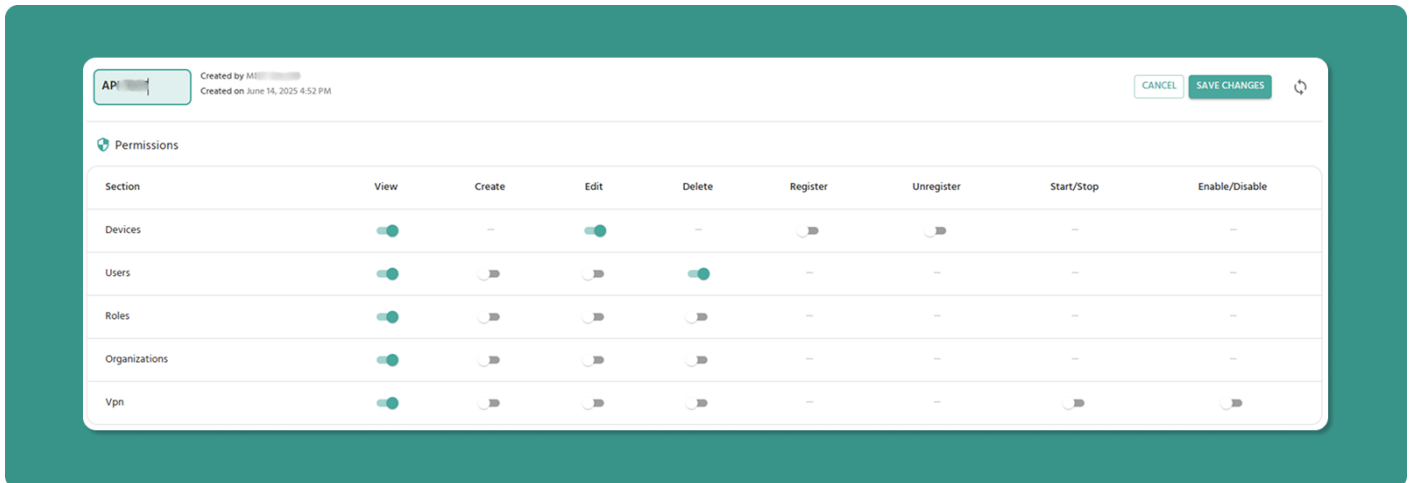
Section-Specific Columns:

- **Register/Unregister** - Devices only
- **Start/Stop, Enable/Disable** - VPN only
- **Dashes (-)** - Not applicable

Editing a Role

Entering Edit Mode

1. Open Role Detail Page (click role name)
2. Click Edit button (✎) in header
3. Page becomes editable



What Changes in Edit Mode

Role Name: Becomes text input field (editable)

Toggle Switches: Become active (clickable)

Buttons: SAVE CHANGES and CANCEL appear

Modifying Permissions

To Grant Permission:

1. Click toggle switch (currently OFF/gray)
2. Switch moves right, turns teal/green
3. Permission granted when saved

To Revoke Permission:

1. Click toggle switch (currently ON/teal)
 2. Switch moves left, turns gray
 3. Permission revoked when saved
-

Dependency Enforcement

System automatically maintains dependencies:

View Dependency:

- Turning ON any permission → Auto-enables View
- Turning OFF View → Auto-disables other permissions in that section

VPN Dependency:

- Turning ON any VPN permission → Auto-enables Devices View
 - Turning OFF Devices View → Auto-disables all VPN permissions
-

Saving Changes

1. Review all modifications
2. Click SAVE CHANGES button (teal)
3. Changes apply immediately to all users with this role

To Discard Changes: Click CANCEL button (red)

Important Notes

Company Admin Role

⚠ Cannot be edited - System-protected role with full access. Edit button is hidden.

Need custom admin? Create a new role with desired permissions.

Permission Changes

- Take effect immediately after saving
- △ Users may need to refresh browser to see changes
- Best practice: Notify users before major permission changes

Browser Refresh

△ **Refreshing browser in Edit Mode loses all unsaved changes**

Revision #4

Created 2025-12-14 03:00:10 UTC by Yogesh

Updated 2026-04-27 11:24:39 UTC by Deep