AUS-24-1

24V DC uninterruptible power supply with built-in battery

- **24V in ad 24V out**
- **Built-in rechargeable batteries**
- **Over Voltage and overload protections**

The AUS-24-1 is a DC UPS designed to safely power IoT devices such as gateways, routers, Ethernet switches and data loggers. It has built-in two 18650 cells and charge control with protection against over-temperature, over-charging and over-discharge. It features a high efficiency boost converter with short circuit protection.

- General information

General information

Download technical specification	Technical Specification

Functions

The AUS-24-1 has a separate 24V DC input and a separate output. If the input voltage exceeds 22V DC, the input voltage is passed to the output. If the voltage drops below 21V, the AUS-24-1 switches to battery operation.

> In first version of hardware when powering on the AUS-24-1 for the first time, you must set the switch to the **ON position** and **connect it to a power source** for a moment. In the new version, first flip the BATTERY-ON switch to connect the battery, and then press the BAT-ON button.

In the latest hardware version, there will be an additional button that can be used to start the device without connecting it to a power source.

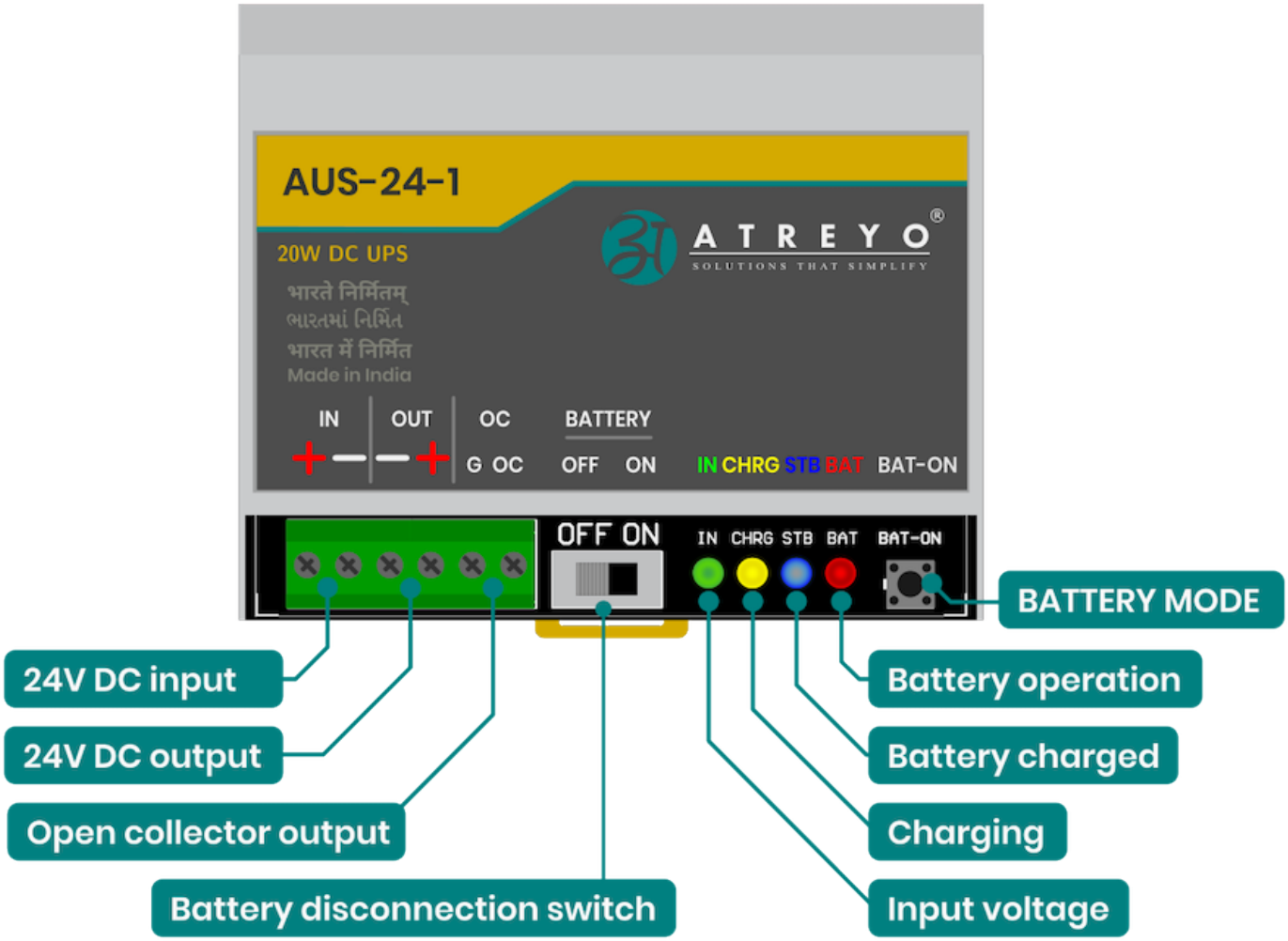

Battery

The AUS has two 18650 batteries. By default, it comes with 2600mAh batteries. For example, this allows the AG-702 gateway to operate for about 6–7 hours. At full power (20W), it provides about 30–40 minutes of operation.

The batteries are user-replaceable. Simply open the cover to replace the batteries. Be sure to pay attention to the correct battery polarity.

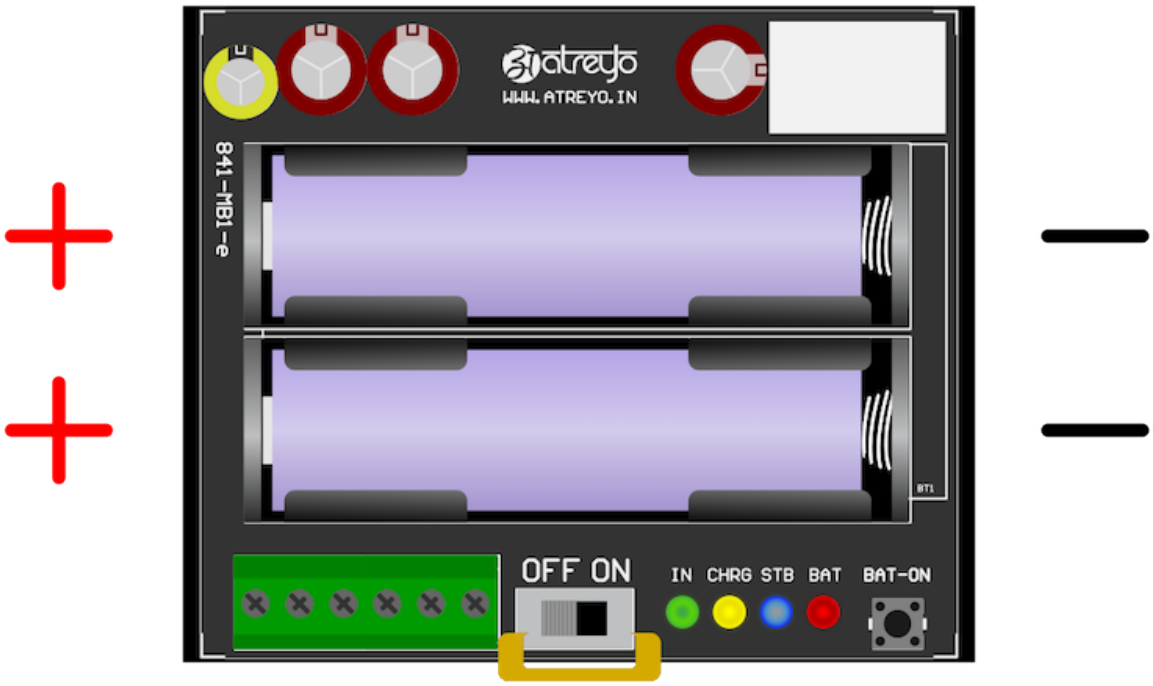

Working as booster

When running on battery power and an external power source of more than 9V is present, the AUS continues to charge the battery. This allows it to function as a step-up power supply, for example, from 12V to 24V, but in that case, the maximum output power cannot exceed 4W.

Detection of power failure

By connecting to the gateway's digital input, the gateway receives information about battery operation. The OC output is an open-collector output, and a low signal appears on it when the system switches to battery power.

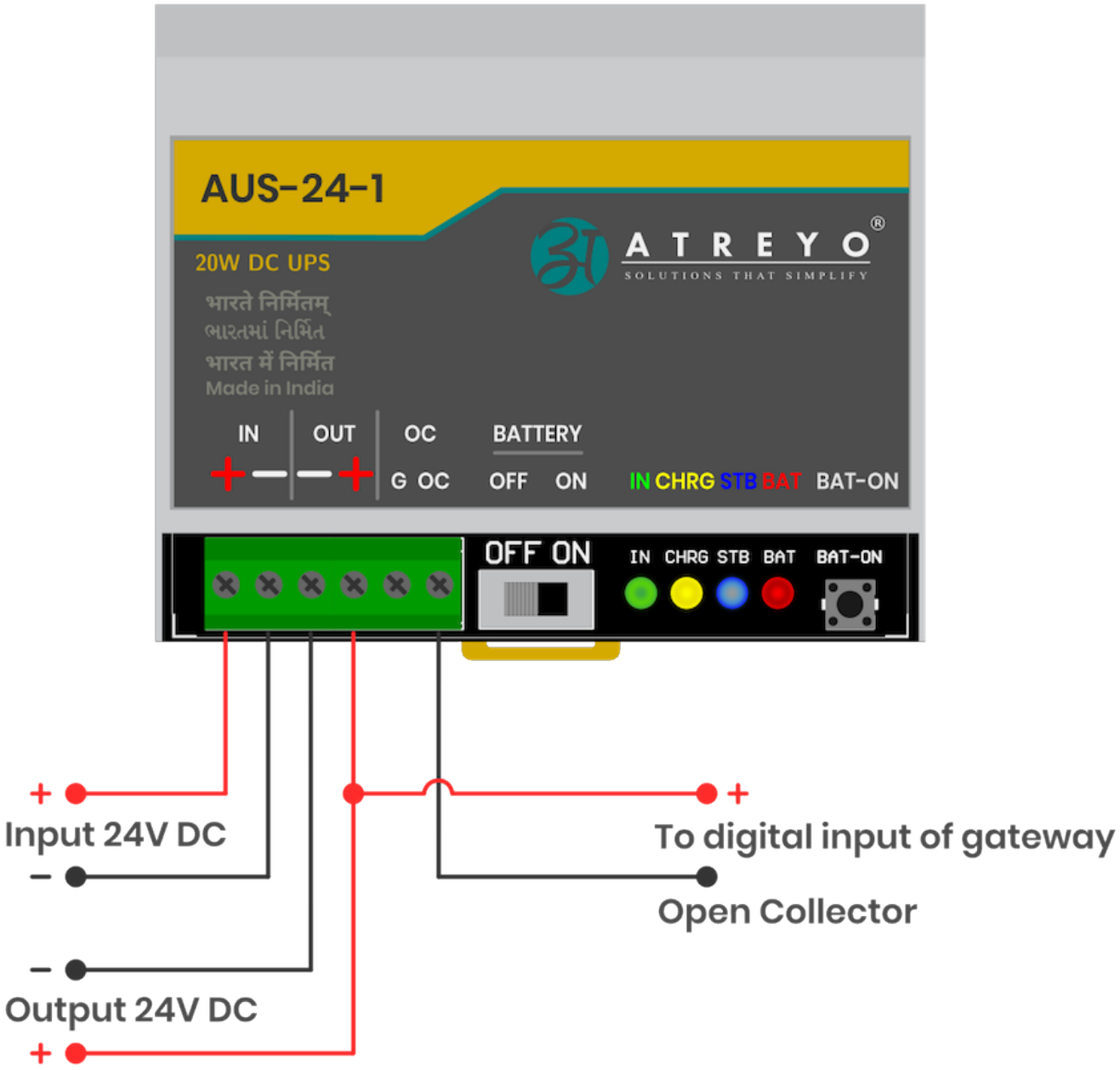
AUS-24-1
20W DC UPS
ATREYO
SOLUTIONS THAT SIMPLIFY
भारते निर्मितम्
ભારતમાં નિર્મિત
भारत में निर्मित
Made in India
IN
OUT
OC
BATTERY
G OC
OFF ON
IN CHRG STB BAT BAT-ON
OFF ON
IN CHRG STB BAT BAT-ON
+
Input 24V DC
−
−
Output 24V DC
+
+
To digital input of gateway
Open Collector